

MINNESOTA
CHAMBER OF
COMMERCE

GROWING MINNESOTA

BUSINESS BENCHMARKS

From a bygone era to reclaiming
our competitive edge

EIGHTH ANNUAL



Executive Summary

It has been nearly 50 years since the Time cover story touting the “Minnesota Miracle” with Governor Wendell Anderson. At that time, Minnesota was recognized for outperforming other states: economic growth was above average and personal incomes were significantly increasing.

But 1973 is now a long time ago - and past achievements do not guarantee future success. Global competition has intensified. Mobility of capital is even more pronounced. Remote work has increased the ability to work from anywhere. And technology has forever changed how we live, shop and work.

We have much to be proud of in Minnesota. We have a highly diverse industry base, a talented and hardworking workforce, beautiful natural resources and high innovation. But there are ways in which Minnesota no longer beats the competition.

Among this year’s findings:

- Our economy shows mixed results. Despite historically low unemployment rate that shows Minnesotans are working hard, Minnesota’s GDP and job growth have been below the national average for the past five years. The October jobs report showed positive progress as Minnesota exceeded the national job growth. This may be a short-term uptick as the state’s November budget forecast predicts flat job growth in 2023 and 2024.
- The tax climate exacerbates the already-high cost of doing business, and makes us less competitive as 27 other states have reformed their tax codes to attract investment, talent and growth.
- Minnesota continues to be a hotbed of private-sector innovation and continues to support its high five-year startup survival rate.
- Ongoing strategic infrastructure investment has improved rankings in highway performance, and Minnesota has advantages in shipping and logistics, with total freight rail miles outperforming its size.
- The workforce continues to be a simultaneous strength and challenge. Our state has a high-quality workforce, but continues to wrestle with a historic worker shortage and low rate of migration into Minnesota from other states.

This year’s Business Benchmarks report goes beyond the analysis of where Minnesota stands in economic categories. This year, we compare Minnesota to other states that are outpacing us in these categories. What are the trends that sets them apart? What intentional steps are they taking to help their economies grow?

Colorado, Indiana, North Carolina, Tennessee and Utah have all seen economic improvements in several categories. They have similarities to Minnesota in the size of their economy, industry strengths, populations, and natural and cultural amenities. Each of them has a story to tell, in making their state more affordable, improving their workforce, and becoming more competitive overall.

We also examined neighboring states Wisconsin, Iowa and South Dakota (North Dakota’s recent history with the oil industry offers a less comparable analysis). Minnesota employers compete with the economic advantages enjoyed in these states every day. When considerations about growth or expansion are in play, businesses recognize Minnesota’s quality workforce, but may choose a neighboring state because they offer a quality workforce and are more affordable.

There is no silver bullet for economic development. The growth of any state’s economy depends on a complicated and diverse set of conditions, and it’s the cumulative impact that decides whether an economy succeeds or lags behind its competition.

But singular decisions from business leaders and policymakers can make a huge impact on whether Minnesota is an attractive and affordable place to live, work and grow a business. We are providing this deeper comparative analysis to help understand the formula that goes into it.

Make no mistake - Minnesota is an exceptional place to live and raise a family, and start and grow a business. But the data tell us that the state is not living up to its economic potential. Understanding our competitive strengths and weaknesses can determine what is needed to regain our competitive edge.

We urge business and policy leaders alike to read this report and support policies and private sector-led efforts to get Minnesota growing again. ■



Doug Loon
President and CEO, Minnesota Chamber of Commerce



BUSINESS BENCHMARKS

From a bygone era to reclaiming
our competitive edge

E I G H T H A N N U A L

How does Minnesota compare?.....	2
Economy.....	3
Taxes.....	4
Cost of doing business....	5
Innovation.....	6
Infrastructure.....	7
Workforce.....	8
What can Minnesota learn from other states?....	10





How does Minnesota compare?

Economy:

High costs and a worker shortage

The measure of a strong economy is complicated but can be boiled down to retaining and attracting businesses and workers and outpacing the competition. Minnesota's rankings in these indicators vary, but it falls in the bottom half of the nation in four out of six listed below. The state's historic low unemployment rate is a positive, but also shows the ongoing tightness of our labor market. Taking steps to make Minnesota more affordable for businesses and households and finding both near- and long-term workforce solutions will help the state improve its economy overall. ■

MINNESOTA RANKING: 1ST IS BEST







GROWTH IN STATE GDP	2021 Ranked 26th 5.4% National average: 5.9%	BETTER 9 SPOTS FROM 2021
ANNUAL EXPORTS	2021 Ranked 33rd 17% National average: 23%	WORSE 13 SPOTS FROM 2020
ANNUAL JOB GROWTH	OCTOBER 2022 Ranked 15th 3.6% National average: 3.4%	WORSE 2 SPOTS FROM 2021
ANNUAL PER CAPITA PERSONAL INCOME GROWTH	2021 Ranked 35th 6.5% National average: 7.3%	WORSE 11 SPOTS FROM 2020
OUTPUT PER WORKING ADULT	2021 Ranked 12th \$96,493 National average: \$92,883	SAME RANKING AS 2020
UNEMPLOYMENT RATE	SEPTEMBER 2022 Ranked 1st 2.0% U.S. rate: 3.5%	BETTER 11 SPOTS FROM 2021

Taxes:

Perennially high costs inhibit growth

Inflation and high costs are impacting consumers across the nation. But in some states, like Minnesota, businesses and families are experiencing a compounding effect from self-imposed headwinds like high tax rates. Minnesota's tax burdens continue to be among the highest in the nation, with the sixth-highest individual income tax rate and the corporate tax rate set to be highest in the nation by 2024. Other states - 27 states, to be exact - have reformed their tax systems in the last two years to become more attractive for business investment, talent and growth. The fact that these states took action on the heels of the pandemic amid all of its uncertainty shows that forward progress can be achieved. Inaction is also a choice and could make Minnesota's tax structure one of the least competitive in the nation. ■

MINNESOTA RANKING: 1ST IS HIGHEST COST

STATE BUSINESS TAX CLIMATE INDEX	2023 Ranked 6th	SAME RANKING AS 2022 
PASS-THROUGH AND INDIVIDUAL INCOME TOP TAX RATES	2022 Ranked 6th 9.85%	BETTER 1 SPOT FROM 2021 
STATE AND LOCAL SALES TAX RATES	2022 Ranked 17th 7.49%	SAME RANKING AS 2021 
CORPORATE INCOME TAX RATE	2022 Ranked 3rd 9.8%	SAME RANKING AS 2021 
OVERALL STATE AND LOCAL TAXES PER CAPITA	2020 Ranked 10th \$6,507 National average: \$5,131	SAME RANKING AS 2018 
STATE GAS TAX	2022 Ranked 27th 30.6¢/gallon National average: 38.66¢/gallon	BETTER 1 SPOT FROM 2021 

Cost of doing business:

Worrisome cost burdens

Rising costs and inflation are increasing challenges for businesses and households alike. Electricity costs have increased and health insurance rankings have bounced around in recent years, from middle of the pack in 2019 (23rd in the nation) to 38th in 2020, and now back up to 19th. The cost of doing business is aligned closely with the cost of living to create a business climate that fosters business growth and long-term talent pipeline. ■

MINNESOTA RANKING: 1ST IS HIGHEST COST

ELECTRICITY

(AVERAGE PRICE FOR INDUSTRIAL CUSTOMERS)

2022

Ranked 12th
9.09¢/kWh

National average: 7.92¢/kWh

BETTER

1

SPOT
FROM 2021

INDIVIDUAL HEALTH INSURANCE PREMIUM

(EMPLOYER SPONSORED)

2021

Ranked 19th
\$7,448

National average: \$7,380

WORSE

19

SPOTS
FROM 2020

WORKERS' COMPENSATION PREMIUMS

2022

Ranked 12th
122% of median

National average 100%

WORSE

5

SPOTS
FROM 2020

UNEMPLOYMENT TAX RANKING

2022

Ranked 17th

WORSE

6

SPOTS
FROM 2021

COST OF LIVING

2020

Ranked 20th
98.6

National average: 100

SAME RANKING

AS 2019

Innovation:

Minnesota's uncashed lottery ticket

According to the Minnesota Chamber Foundation's report *Minnesota entrepreneurship: A turning point*, the state is advancing its long-held legacy of supporting startups, with a still-impressive rank of fourth overall in five-year business survival rate. There is no doubt Minnesota is a hotbed for knowledge-based innovation and research universities. However, the new employer business rate ranks in the bottom third, with other states offering more venture capital. Strengthening the state's startup ecosystem can provide essential infrastructure, including funding, networking, mentoring and technical assistance to support further entrepreneurship gains. ■

MINNESOTA RANKING: 1ST IS BEST

WORKFORCE TECHNOLOGY AND SCIENCE MILKEN INDEX	2020 Ranked 7th	WORSE 1 SPOT FROM 2020
VENTURE CAPITAL PER CAPITA	2021 Ranked 24th \$235 National average: \$992	WORSE 15 SPOTS FROM 2020
BUSINESS 5-YEAR SURVIVAL	2016-2021 Ranked 4th 55% National average: 50%	WORSE 3 SPOTS FROM 2015-2020
ENTREPRENEURSHIP NEW EMPLOYER BUSINESS RATE STARTUP ACTIVITY	2021 Ranked 32nd 0.12 per 100 people National average: 0.15 per 100 people	WORSE 2 SPOTS FROM 2020
PATENTS PER CAPITA	2021 Ranked 7th 731/million people National average: 518/million people	WORSE 1 SPOT FROM 2020

Infrastructure:

Steady progress and well-positioned

Investment in the state's transportation infrastructure is necessary for the efficient movement of people and goods. Minnesota has advantages in shipping and logistics, with total freight rail miles outperforming its size, an award-winning international airport and major shipping ports providing access to global markets. Because Minnesota is a high-cost state, businesses are willing to direct resources to ensure a sound system, but they also expect value for every dollar spent. Ongoing strategic investment has improved rankings, moving from near the bottom in overall highway rankings just over a decade ago to near the top third in the most recent measurement. ■

MINNESOTA RANKING: 1ST IS BEST

TOTAL SCHEDULED FLIGHTS

2022
Ranked 15th
of 798 airports
136,089 flights

WORSE
3
SPOTS
FROM 2021

TOTAL FREIGHT RAIL MILES

2020
Ranked 8th
4,233 freight
rail miles

SAME
RANKING
AS 2017

COMMUTE TIMES

2020
Ranked 18th
23.8 minutes
National average: 26.9 minutes

SAME
RANKING
AS 2019

OVERALL HIGHWAY PERFORMANCE

2020
Ranked 18th

WORSE
3
SPOTS
FROM 2018

BROADBAND COVERAGE (100 MBPS ACCESS AT LEAST)

2022
Ranked 28th
91%
National average: 89%

A NEW
MEASURE OF
BROADBAND

Workforce:

Simultaneous strength and challenge

A strong and talented workforce is a tenet of Minnesota's historical economic strengths. It is also critical for future success. Earlier this year, Minnesota simultaneously experienced a historically low unemployment rate and historically high worker shortage. The state has higher-than-average labor participation and consistently gains workers from overseas. But a negative net domestic migration means Minnesota is losing talent to other states. Test scores declined in Minnesota as well as the nation after COVID-19, while Minnesota saw a slight improvement in 8th-grade reading rankings - there was a concerning drop in 4th-grade reading scores (from 12th in 2019 to 28th in 2022). Minnesota's workforce is a well-established strength, but steps must be taken to align the talent pipeline with the needs of the future and improve student learning. ■

MINNESOTA RANKING: 1ST IS BEST

8TH-GRADE READING SCORES

2022

Ranked 18th
260 average

National average: 259

BETTER

2

SPOTS
FROM 2019

ON-TIME HIGH SCHOOL GRADUATION RATE

2019

Ranked 36th
84%

National average: 86%

WORSE

2

SPOTS
FROM 2018

LABOR PARTICIPATION RATE

AUGUST 2022

Ranked 6th
68.2%

National average: 62.4%

SAME
RANKING
AS 2021

NET DOMESTIC MIGRATION

4/1/2020 TO 6/30/2021

Ranked 42nd
(15,947) net loss

WORSE

5

SPOTS
2019

NET INTERNATIONAL IMMIGRATION

4/1/2020 TO 6/30/2021

Ranked 19th
4,213 gain

SAME
RANKING
2019



Extempore provides an educational linguistics tool to develop reading, writing, speaking and cultural skills.



Digi-Key Electronics distributes electronic components and automation products worldwide.



The Flint Hills Resources Pine Bend Refinery produces transportation, heating and other fuels.

WSB is a forward-thinking design and consulting firm, specializing in engineering, community planning, environmental and construction services.

A large-scale construction project is underway at dusk. Several workers in high-visibility vests and hard hats are positioned around a large, rectangular concrete pour. A concrete pump truck with a long, articulated boom is dispensing concrete into the form. The workers are using long-handled tools to guide and spread the concrete. The scene is illuminated by the warm glow of the setting sun and the bright lights of the construction site. In the background, there are trees and a clear sky. The overall atmosphere is one of active construction and progress.

What can Minnesota learn from other states?

Acknowledging a legacy of economic strength

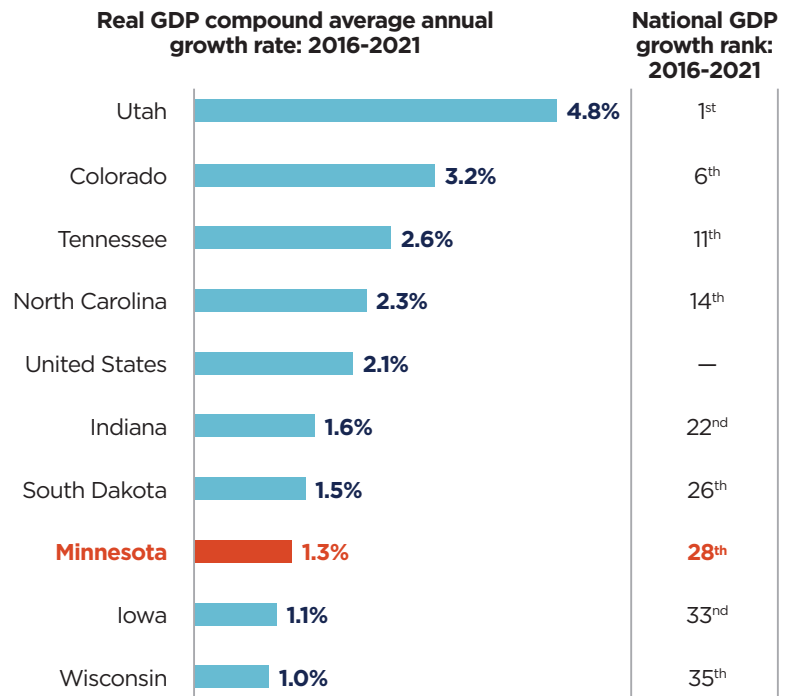
Minnesota's ranking on segments of the economy defines the state's relative strength. As previously stated, there are undeniable strengths of Minnesota's highly developed economy. The diverse base of industries, hardworking and educated workforce, industry leading companies, in addition to high innovation rates and abundant natural resources and cultural amenities. But the elements of our economy don't exist on their own - whether they give us a competitive advantage is dependent on the actions of other states as well.

Many affectionately reference the "Minnesota Miracle" to remember a time when Minnesota was outperforming other states: the development of the computer industry fueled above average-economic growth, and personal incomes were significantly increasing. According to the Minnesota Chamber Foundation's report *Minnesota 2030: A framework for growth*, the state continued that position of strength by outperforming the United States for more than three decades. State job growth exceeded the nation's for 27 out of those 35 years, and incomes grew alongside until reaching a peak in 2004. It was, without question, an important period for our state's economic growth.

But since 2005, Minnesota's economy has grown more slowly than the U.S., averaging just 1.4% real GDP growth and 0.7% job growth, compared to 1.8% and 1.2%, respectively, for the U.S.

Understanding the state's competitive strengths and weaknesses can determine what is needed to regain our competitive edge. States with either high-performing economies or that share regional traits can help understand where Minnesota can improve. In this report, comparison states include Colorado, Indiana, North Carolina, Tennessee and Utah (Utah has a smaller GDP and population but is a benchmark of top-performing growth). Neighboring states include Wisconsin, South Dakota and Iowa (North Dakota was excluded due to the volatile nature of the oil industry).

Comparison: GDP growth lags



Economy and business climate

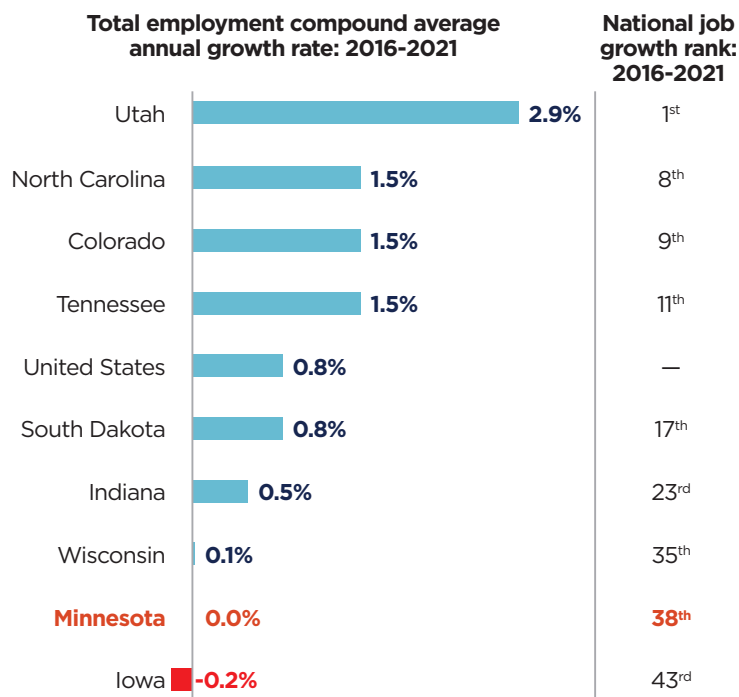
When it comes to overall economic performance, regional dynamics play a prominent role, with states in the Sunbelt and west experiencing more robust growth than Midwest states. Minnesota, Iowa and Wisconsin follow that trend, and consistently lag in the state rankings. But Indiana and South Dakota, each with low tax rates, are slightly above average, showing that Midwest states can outperform regional peers and



Indiana reformed its economic development

When Mitch Daniels took office as governor of Indiana in 2005, the state's economy was underperforming. Under his leadership, the state consolidated their economic development structure and narrowed its focus on attracting new private-sector jobs and investment. Since then, Indiana has seen \$31 billion in new investment and nearly 160,000 jobs as 1,390 companies have decided to make Indiana their home for business. Even on the heels of the COVID-19 pandemic, their job growth rate outperforms the national average.

Comparison: Employment stagnates compared to peers



join the top half of states in major indicators. South Dakota actually increased its GDP and population post-pandemic.

Of the comparison states in this report, Colorado, Tennessee, North Carolina and Utah are in the top tier for economic growth. Tennessee's GDP growth is most impressive, jumping 9% in one year between 2020 and 2021, the most growth experienced in two decades.

Taxes and costs

There is a clear delineation between the economic performance of high-cost, high-tax states and its lower cost counterparts. Twenty-seven states have reformed their tax systems in the last two years, a step that makes them attractive to business investment, talent and growth. Twenty-five of those 27 states dropped their income or corporate tax rates, or both.

- Indiana, Utah and Colorado have both corporate and individual rates under 5%.
- South Dakota has no corporate or individual tax rate.
- Tennessee doesn't have an income tax, and their corporate tax rate is 6.5%, considerably lower than Minnesota's 9.86%.
- Iowa recently lowered their individual income tax rate to a flat 3.9% and slashed their corporate rate from 9.8% to 5.5% (with phase-in and triggers).

Other costs make a difference too, with industrial electric costs higher in Minnesota than in all of the comparison states in this report - Colorado, Indiana, North Carolina, Tennessee, Utah, Iowa, South Dakota and Wisconsin. Each of those states also have lower health care premiums than Minnesota for single coverage, with the exception of Indiana.

Innovation

The strength of private-sector innovation in Minnesota has long-driven its economic growth. But other states are showing their relative strength and surpassing Minnesota in many categories. Colorado and Utah are in the top 10 for venture capital per capita, with Colorado at \$1,121 and Utah at \$1,211. That's nearly five times more than Minnesota's \$235 per capita.

South Dakota, North Carolina, Colorado and Utah's new entrepreneurship rates are in the top 15 of the nation.

North Carolina affirms its legacy as a tax reform leader



North Carolina has been a leader in pro-growth, structurally sound state tax systems for nearly a decade. Prior to 2013, the state ranked low in affordability competitiveness. That year, lawmakers passed a massive reform bill focused on simplifying and reducing their state taxes. The economic impact of these changes has attracted investment, and led to job creation and wage growth. And they keep making themselves more affordable. In 2021 policymakers further reduced the flat income tax rate and will eventually phase out their corporate tax altogether.



A comparative look at the cost of doing business

#1 is highest cost

	Business tax climate	Corporate tax rate	Individual tax rate	Overall tax state/local	Electricity industrial	Health insurance	Cost of living
Minnesota	6th	3rd 9.8%	6th 9.85%	10th \$6,507	12th 9.09 c/kwh	19th \$7,448	20th/98.6
Colorado	30th	41st 4.55%	35th 4.55%	17th \$5,668	16th 8.31 c/kwh	41st \$6,909	11th/102.9
Indiana	42nd	38th 4.9%	40th 3.23%	31st \$4,707	15th 8.32 c/kwh	15th \$7,635	31st/92.5
North Carolina	41st	45th 2.5%	31st 4.99%	41st \$4,209	41st 6.48 c/kwh	36th \$7,130	38th/91.8
Tennessee	37th	24th 6.5%	NONE	51st \$3,719	47th 6.30 c/kwh	45th \$6,741	36th/92.2
Utah	43rd	40th 4.85%	32nd 4.95%	34th \$4,467	45th 6.34 c/kwh	49th \$6,707	25th/95.3
Iowa	13th	10th 8.4%	17th 6.0%	21st \$5,434	39th 6.65 c/kwh	40th \$6,999	45th/91.0
South Dakota	49th	NONE	NONE	35th \$4,466	21st 8.06 c/kwh	24th \$7,338	42nd/91.5
Wisconsin	24th	14th 7.9%	8th 7.65%	23rd \$5,269	20th 8.22 c/kwh	32nd \$6,254	28th/93.2

Infrastructure

Higher taxes and costs don't necessarily translate to better infrastructure outcomes. Four of the comparison states in this report rank better in highway performance than Minnesota: North Carolina, Tennessee, Utah and South Dakota. These other states also have strong broadband infrastructure and large airports for the flow of goods and commerce. Even though Minnesota has a major international airport, ranking 12th best in the nation, North Carolina and Colorado have more flights than Minnesota.

Workforce

A strong and talented workforce is a key ingredient of any state's success. As previously discussed, Minnesota has grown its population over the past five years, but this is principally from international immigration and struggles to bring workers from other states. In 2021, Minnesota actually lost 15,947 workers to other states.

By comparison, North Carolina, Tennessee, Utah and Colorado were among the top 15 states for domestic migration.



Nuss Truck and Equipment is a leading provider of service, parts, trailers, rental and custom-engineered solutions for the trucking and construction industries.

Comparing workforce, infrastructure, innovation

#1 is best

	Overall population	Domestic net migration	8th-grade reading scores	Overall highway ranking	Airport flights	Venture capital per capita	Entrepreneurship rates new employers
Minnesota	22nd 5.7 M	42nd (15,947)	18th 260	18th	12th	24th \$235	32nd 0.12
Colorado	21st 5.8 M	14th 20,034	7th 263	27th	4th	7th \$1,121	13th 0.16
Indiana	16th 6.8 M	19th 14,615	15th 261	32nd	35th	38th \$68	41st 0.11
North Carolina	9th 10.5 M	4th 106,884	39th 256	5th	5th	20th \$342	13th 0.16
Tennessee	16th 6.9	6th 73,742	32nd 258	10th	25th	31st \$145	32nd 0.12
Utah	30th 3.4 M	9th 36,084	3rd 265	6th	17th	6th \$1,211	6th 0.20
Iowa	31st 3.2 M	31st (1,161)	18th 260	22nd	84th	40th \$64	41st 0.11
South Dakota	46th 895,376	24th 5,566	9th 262	9th	116th	29th \$188	13th 0.16
Wisconsin	20th 5.9 M	26th 2,508	9th 262	26th	56th	34th \$88	46th 0.10



Twin Eagle Dairy has been a family-owned farm in Clarissa since 1932.



Cleveland-Cliffs, is North America's largest flat-rolled steel producer and supplier of iron ore pellets serving various industries.

Colorado has a low jobless rate and high labor participation, similar to Minnesota. But they've also experienced sharp gains in employment, specifically in leisure and hospitality, professional and business services.

One way to build a workforce is attracting workers from other states; another is to build a long-term talent pipeline at home. Most states are struggling with a post-pandemic downward trend in test scores among their students. Regionally, Wisconsin and South Dakota have better 8th-grade reading scores than Minnesota (tied for 9th best in the nation, compared to Minnesota at 18th). Students in Colorado and Utah scored high in both 8th- and 4th-grade reading, scoring near the top of the nation, compared to Minnesota, which ranks 28th.

Takeaways for Minnesota

Lagging other states in economic growth rates may not be a significant concern for Minnesota in the short-term (so long as absolute levels are high). But slow growth over time can erode the state's relative advantage and may not maintain the strength of our economy, in the future as we have achieved over the past few decades. A strong and growing economy requires a strong and growing private sector. Fewer opportunities for private sector growth can erode the high quality of life. Minnesota should address policies creating a roadblock to private sector growth and undermining investment, entrepreneurship, talent recruitment and retention. ■



Tennessee's growth attracts investment, workers

Tennessee seems to have a winning combination of low costs and high opportunity. They are one of the fastest-growing economies in the nation, with a surge in GDP and an increasing number of business startups. This momentum means more jobs, higher wages and a population that is expected to grow by 1 million people by 2040.



Minnesota Chamber: Let's grow together

The Minnesota Chamber of Commerce has provided a voice – the collective voice – for businesses for more than 110 years. They have fostered their vision of a future for business that improves the lives of all Minnesotans by successfully shaping Minnesota's economy and helping businesses thrive and grow within the state.

The average Chamber member stays for more than 30 years. What's your why?

Bret Weiss, President and CEO, WSB

"My why is leadership development. They have a fundamental commitment to developing relationships and delivering content through specific programs that drive business excellence... My membership in the Minnesota Chamber is one of the most important investments I make every year."



Brooke Lee, CEO, Anchor Paper Co.

"My why is empowerment. Being ahead of the information curve [during the COVID-19 pandemic] enabled me to lead my business from the front and make key decisions in a timely manner. Thank you, Minnesota Chamber of Commerce, for empowering us to raise our voices and be heard."



Kelly Larson, CFO, Summit Brewing Company

"My why is reliability. The Minnesota Chamber was there for Summit as a growing company in so many ways during the COVID-19 pandemic. But it's not just during times of a pandemic when we value our membership. I understand the importance of the work the Minnesota Chamber does, which makes our membership an investment we will make every year."



We are Minnesota's largest broad-based business organization representing more than 6,300 companies – and more than half a million employees – throughout Minnesota. The Chamber builds on its legacy as a voice for business by advancing public policy that grows jobs and the economy, and providing valuable services to members so they stay and grow in Minnesota. A business climate that allows for innovation and forward-thinking leadership will help grow the strength of Minnesota's economy for future generations. ■

**FOR MORE
INFORMATION
ABOUT
MEMBERSHIP**



Minnesota Chamber business services: Your opportunity to grow

Business insurance protects your company from losses that occur during the course of normal business, property damage, legal liability and employee-related risks.

Employee benefits make you more competitive. The Minnesota Chamber has been a trusted partner in offering low-cost benefits for nearly 50 years.

NEW! ChamberHealth is high-quality, affordable health insurance for small and mid-sized employers.



ChamberHealth

- Benefits may include access to:
- Lower premiums
- Features and benefits typically available only to large employers.
- Local doctors, hospitals and providers
- An employee benefit to attract and retain top workers



Minnesota Chamber Marketplace

Trust in us.

Economic data from the Minnesota Chamber:

Empowering Minnesota's economic future

Understanding Minnesota's economic future is key to its long-term success. The Minnesota Chamber Foundation and Grow Minnesota! program play a critical role in strengthening the business environment to improve the lives of all Minnesotans through economic research.

Minnesota: 2030

A forward-thinking report providing a framework for economic growth in Minnesota.




Minnesota Entrepreneurship: A turning point

A study on trends in entrepreneurship in Minnesota and steps to support business and job creation.



Grow Minnesota! data

Real-time private-sector data from the state's premier business assistance program.



Thank you, Chamber Federation

Minnesota Chamber advocacy is further bolstered by the 40-plus partners who are unified as the Minnesota Chamber Federation – local chambers of commerce that adopt and advocate for your top legislative priorities.

Albert Lea Freeborn County Chamber of Commerce
Alexandria Lakes Area Chamber of Commerce
Anoka Area Chamber of Commerce
Apple Valley Chamber of Commerce
Austin Area Chamber of Commerce
Bemidji Chamber of Commerce
Brainerd Lakes Chamber
Burnsville Chamber of Commerce
Cloquet Chamber of Commerce
Cuyuna Lakes Chamber of Commerce
Dakota County Regional Chamber of Commerce
Duluth Area Chamber of Commerce
East Grand Forks/Grand Forks Chamber of Commerce
Eden Prairie Chamber of Commerce
Elk River Area Chamber of Commerce
 Fargo Moorhead West Fargo Chamber of Commerce
Faribault Area Chamber of Commerce & Tourism
Fergus Falls Area Chamber of Commerce
Glenwood Lakes Area Chamber of Commerce
Grand Rapids Area Chamber
Greater Mankato Growth Inc.
Greater Stillwater Chamber of Commerce
Hastings Area Chamber of Commerce & Tourism Bureau
Hermantown Area Chamber of Commerce
Hibbing Area Chamber of Commerce
Hutchinson Area Chamber of Commerce

International Falls Chamber of Commerce
Lake County Chamber of Commerce
Lakeville Area Chamber of Commerce & CVB
Laurentian Chamber of Commerce
Litchfield Chamber of Commerce
Marshall Area Chamber of Commerce
MetroNorth Chamber of Commerce
New Ulm Area Chamber of Commerce
Northfield Area Chamber of Commerce
Owatonna Area Chamber of Commerce and Tourism
Pipestone Area Chamber of Commerce
Redwood Falls Area Chamber of Commerce
River Heights Chamber of Commerce
Rochester Area Chamber of Commerce
Saint Cloud Area Chamber of Commerce
Shakopee Area Chamber
Southwest Metro Chamber of Commerce
Twin Cities North Chamber of Commerce
Waconia Chamber of Commerce
Waseca Chamber of Commerce
White Bear Area Chamber of Commerce
Willmar Lakes Area Chamber of Commerce
Winona Area Chamber of Commerce
Woodbury Area Chamber of Commerce
Worthington Area Chamber of Commerce

**MINNESOTA
CHAMBER OF
COMMERCE**

GROWING MINNESOTA

380 St Peter St Suite 1050, St Paul, MN 55102
651.292.4650 | mnchamber.com