



MINNESOTA CHAMBER OF COMMERCE

GROWING MINNESOTA

Return to work safely

Throughout the challenges presented by the COVID-19 pandemic, the Minnesota Chamber's goal has been to strike a balance between safeguarding health and protecting Minnesota's economy. Minnesota businesses are eager to get back to work. Business operations can and should return to a sustainable level without jeopardizing employees' or customer safety.

The Minnesota Chamber of Commerce provides the following guidelines and suggestions to assist other Minnesota businesses in their efforts to provide safe workplaces for their employees and customers as they come back online.

By implementing these best practices, businesses are still subject to the restrictions of current or future executive orders. ■

COVID-19 EMPLOYER BEST PRACTICES

MINNESOTA
CHAMBER OF
COMMERCE

GROWING MINNESOTA

Suggested best practices

The starting place for all industries is the comprehensive federal guidance provided by the Department of Labor's Occupational Safety and Health Administration (OSHA) and the Centers for Disease Control and Prevention (CDC).



<https://www.osha.gov/Publications/OSHA3990.pdf>

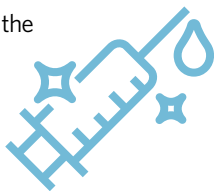


<https://www.cdc.gov/coronavirus/2019-ncov/community/guidance-business-response.html>

The following suggested guidelines can be replicated as general best practices, applicable to most workplaces. Industry-specific best practices are outlined on mnchamber.com along with many real-time success stories from companies who are getting it right for workers and customers.

Employers have a role to play in vaccinating Minnesotans against COVID-19. While employers don't legally have to require their employees to be vaccinated, health and safety will be key in returning all employees to in-person and/or in-office work.

- Educate employees on the benefits of getting vaccinated.
- Promote access to the vaccination. Employers are doing offering time off to vaccinate, provide incentives or removing other barriers to vaccination, like adding vaccination to list of activities to that decrease employee share of health care premium.



- Help answer questions about the vaccine or connect employees with a trust source of vaccine information.
- Help employees find where to get vaccinated. They can receive them through the health care provider, at a pharmacy and others. The state offers a vaccine locator map to help employers and employees: <https://mn.gov/covid19/vaccine/find-vaccine/locations/index.jsp>
- Host an on-site vaccination. Just like hosting an on-site flu clinic, a vaccine provider or health care provider could help you vaccinate employees on-site. Contact your health care provider or sign up through the Minnesota Department of Health: <https://redcap-vac.web.health.state.mn.us/redcap/surveys/?s=94K4LDYN8L>.

Personal protection and facilities cleaning, sanitizing

- Create training to review new safe-at-work requirements and guidelines for all employees.




- If returning to work, training and orientations should be done on day one.
- Make information available to employees about Personal Protective Equipment, disinfection measures, social distancing protocol, on-site health screening, signs and symptoms of COVID-19, self-quarantining and return-to-work policies, visitors and contractors screening, signage, time-off options and all other COVID-19-related safe workplace changes.
- Train employees on frequent hand washing; properly covering coughs and sneezes; refraining from touching the face.
- Clean and sanitize surfaces frequently.
 - Make wipes, sanitizer and cleaning products widely accessible throughout workplaces.
 - Clean the break rooms and common touch areas (door knobs, etc.) after each shift.
 - Thorough cleaning of ALL shared surfaces throughout the facility at least once every 24 hours. This includes common spaces like bathrooms, conference rooms, lunchrooms, etc.
 - Shut down production in the area where a COVID-19 affected employee worked (i.e. department, line, station) to conduct cleaning, as well as shut down and clean common spaces like bathrooms, conference rooms and lunchrooms once notification of potential COVID-19 spread is suspected.
 - Provide masks, shields, gloves, shoe coverings, coveralls, etc. if appropriate and available.
- Provide touch-free solutions
 - Touch-free time clocks.
 - Individual water containers for workers instead of large water coolers.

Social distancing

- Offer work-from-home options for all employees who can perform duties remotely.
- Change shifts.
 - Stagger shifts and start times to maximize distancing.

- Allow 30-minute buffers between shifts if possible so that employees don't come into contact during transition.



- Cross-train teams, so that teams can better stagger shifts.
- Provide visual markers on floors for six-foot distancing, per CDC guidance.
- Stagger breaks and lunch schedules.
- Offer lunch breaks in vehicles instead of shared cafeterias or break rooms.
 - Employees need to bring their own meals and be able to eat them without use of microwave.
- Restrict movement between departments and/or functions (e.g. don't allow traffic between production and office workspaces).
- Conduct phone/email/virtual meetings instead of in-person meetings, even when at office.
- Limit meetings to no more than 10 individuals, provided appropriate spacing is possible.
- Hold meetings in large spaces where people can spread out at six-foot intervals.
- Space out desks and work stations; construct temporary walls between workstations.

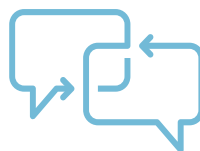
Vendor engagement

- Request health and travel assessments for vendors/contractors coming on-site.
- Separate contractors and vendors from the workforce (have them use separate bathrooms, entrances if possible).
- Prohibit nonessential vendors and deliveries from entering facility.
- Require deliveries to be dropped outside facility door, eliminating vendors from entering facility.



Customer engagement

- Offer curbside delivery instead of in-store pick up.
- Provide on-site services to customer's facility once their business is closed (after hours).
- Offer drive-through service only.
- Add plastic barriers/shields at registers.
- Ask customers to stay in their vehicles in parking lot while they wait.
- Offer call-ahead services for parts and service and lock door to walk-in customers.
- Conduct virtual sales calls.
- Limit the number of customers in the facility to ensure appropriate distancing, along with visual markers on floors for six-foot distancing, per CDC guidance.



Monitoring employee health

- Conduct temperature or employee wellness checks at the start of shifts to ensure employee does not exhibit COVID-19 symptoms (fever >100.4 F, cough, shortness of breath/difficulty breathing).
- Create a master schedule for all employees that shows when people may come in contact with others; use this for contact tracing in the event of a confirmed or suspected COVID-19 exposure.
- Create a response plan for employees who report or demonstrate symptoms at work; have recently been at work and tested positive or have been in contact with confirmed COVID-19 case; or have not recently been at work but have tested positive or have been in contact with confirmed COVID-19 case.
- Ask employees about their health status before they return to work from a sick leave (even if they were out with a headache), require certification by a health care professional of ability to safely return to work (particularly for those noted above).



- Offer a variety of leave options for employees who may have to miss work because of a COVID-19-related reason.

Travel policies

- Require a two-week quarantine for employees who return from outside of the country or a domestic COVID-19 hotspot.
- Require a two-week quarantine for employees traveling more than 100 miles from facility.



Employee and customer communications/instruction/signage

- Post internal signage that can be used to alert or remind employees about guidelines and expectations and responsibilities. Post external signs on doors alerting visitors to restrictions on entry and movement in and around facility as well as any applicable guidelines and expectations.



Communications/Education/Responsibilities

- Communicate and educate employees and management to carry out the plan and protocols, as well as clear direction on roles and responsibilities. For example:
 - Provide internal signage to alert co-workers to use another means to contact the person (phone, email, text).
 - Post signs on door to instruct customers/visitors on business's safety protocols.
 - Provide remote workers with a list of free resources to stay healthy and active at home (i.e. ergonomic tips, stress-relief tools, fitness resources).
 - Provide pre-recorded safety training videos for customer-facing activities.
 - Maintain an up-to-date repository on the company's shared network that allows employees to access all COVID-19 documents, resources, and company protocol.



Covid-19 Questions?

The Minnesota Chamber is here to help.

Our COVID-19 Business Toolkit is updated daily and includes resources to help your business through this crisis. For individual business assistance, email mail@mnchamber.com.



GROWING MINNESOTA

400 Robert Street North, Suite 1500, St. Paul, MN 55101
mnchamber.com

